

Atul Brasil Quimicos Ltda

Balance Sheet as at March 31, 2021

Brazilian Real (R\$)

Particulars	Note	As at	As at
		March 31, 2021	March 31, 2020
A ASSETS			
1 Current assets			
a) Financial assets			
i) Cash and cash equivalents	1	2,31,541	24,246
ii) Other financial assets	2	8,03,578	10,38,600
b) Other current assets	3	19,368	-
Total current assets		10,54,487	10,62,846
Total assets		10,54,487	10,62,846
B EQUITY AND LIABILITIES			
Equity			
a) Equity share capital	4	7,06,899	7,06,899
b) Other equity	5	1,10,959	85,085
Total equity		8,17,858	7,91,984
Liabilities			
1 Current liabilities			
a) Financial liabilities			
i) Trade payables	6	2,36,629	2,70,861
Total current liabilities		2,36,629	2,70,861
Total liabilities		2,36,629	2,70,861
Total equity and liabilities		10,54,487	10,62,846

The accompanying Notes 1-11 form an integral part of the Financial Statements

For Ghanshyam Parekh & Co.

Firm Registration No. 131167W

Chartered Accountants

G R Parekh

Proprietor

Membership No. F-030530

T.R Gopi Kannan
President - Finance



Vishal Adesara

Sr. Manager Finance - CP Division

Atul

April 6, 2021

Atul Brasil Quimicos Ltda

Statement of Profit and Loss

for the year ended March 31, 2021


Brazilian Real (R\$)

Particulars	Note	2020-21	2019-20
INCOME			
Revenue from operations	7	3,04,349	12,88,440
Other income	8	1,85,085	19,197
Total Income		4,89,434	13,07,637
EXPENSES			
Employee benefit expense	9	4,01,362	4,80,387
Other expenses	10	62,199	1,22,200
Total expenses		4,63,561	6,02,586
Profit (Loss) before tax		25,873	7,05,051
Tax expense		-	-
Total tax expense		-	-
Profit (Loss) for the year		25,873	7,05,051
Other Comprehensive Income		-	-
Total Comprehensive income		25,873	7,05,051
Basic and diluted earning R\$ per Equity share of R\$ 1 each		0.04	1.00
The accompanying Notes 1-11 form an integral part of the Financial Statements			

For Ghanshyam Parekh & Co.
Firm Registration No. 131167W
Chartered Accountants

G R Parekh
Proprietor
Membership No. F-030530

T.R Gopi Kannan
President - Finance



Vishal Adesara
Sr. Manager Finance - CP Division

Atul
April 6, 2021

Statement of Cash Flows

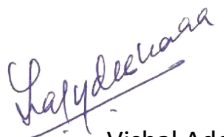
for the year ended March 31, 2021

Particulars	Brazilian Real (R\$)	
	2020-21	2019-20
A. CASH FLOW FROM OPERATING ACTIVITIES		
Profit (Loss) before tax	25,873	7,05,051
	25,873	7,05,051
Less:		
Interest received	-	-
	-	-
Operating profit (Loss) before working capital changes	25,873	7,05,051
Adjustments for:		
Trade receivables	-	-
Other current assets	2,15,654	(8,01,098)
Trade payables	(34,232)	23,696
	1,81,422	(7,77,403)
Cash generated from operations	2,07,295	(72,352)
Net cash used in operating activities	A	(72,352)
B. CASH FLOW FROM INVESTING ACTIVITIES		
Interest received	-	-
Net cash flow from investing activities	B	-
Net change in cash and cash equivalents	A+B+C	(72,352)
Opening balance - cash and cash equivalents	24,246	96,598
Closing balance - cash and cash equivalents	2,31,541	24,246
The accompanying Notes 1-11 form an integral part of the Financial Statements		

For Ghanshyam Parekh & Co.
Firm Registration No. 131167W
Chartered Accountants

G R Parekh
Proprietor
Membership No. F-030530

T.R Gopi Kannan
President - Finance


Vishal Adesara
Sr. Manager Finance - CP Division

Atul
April 6, 2021

Atul Brasil Quimicos Ltda

Statement of changes in Equity for the year ended March 31, 2021

A. Equity share capital

Particulars	Notes	Brazilian Real (R\$)
		Amount
As at March 31, 2019		7,06,899
Changes in equity share capital		-
As at March 31, 2020		7,06,899
Changes in equity share capital		-
As at March 31, 2021	4	7,06,899

B. Other equity

Particulars	Brazilian Real (R\$)	
	Reserve & Surplus	Total Other Equity
	Retained earnings	
As at March 31, 2019	(6,19,965)	(6,19,965)
Profit for the year	7,05,051	7,05,051
Other comprehensive income	-	-
Total comprehensive income for the year	7,05,051	7,05,051
As at March 31, 2020	85,085	85,085
Profit for the year	25,873	25,873
Other comprehensive income	-	-
Total comprehensive income for the year	25,873	25,873
As at March 31, 2021	1,10,959	1,10,959

The accompanying Notes 1-11 form an integral part of the Financial Statements

For Ghanshyam Parekh & Co.

Firm Registration No. 131167W

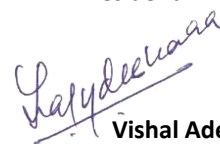
Chartered Accountants

G R Parekh

Proprietor

Membership No. F-030530

T.R Gopi Kannan
President - Finance



Vishal Adesara
Sr. Manager Finance - CP Division

Atul

April 6, 2021

Notes to the Financial Statements

		Brazilian Real (R\$)	
Note 1 Cash and cash equivalents		As at March 31, 2021	As at March 31, 2020
a)	Balances with banks		
i)	In current accounts	2,31,541	24,246
		2,31,541	24,246

		Brazilian Real (R\$)	
Note 2 Other Financial assets		As at March 31, 2021	As at March 31, 2020
i)	Accrued Commission	8,03,578	10,38,600
		8,03,578	10,38,600

		Brazilian Real (R\$)	
Note 3 Other current assets		As at March 31, 2021	As at March 31, 2020
i)	Prepaid Expenses	19,368.00	
		19,368.00	-

		Brazilian Real (R\$)	
Note 4 Equity share capital		As at March 31, 2021	As at March 31, 2020
Authorised			
7,06,899 Equity Shares of R\$ 1 (Brazilian Real) each		7,06,899	7,06,899
		7,06,899	7,06,899
Issued			
7,06,899 Equity Shares of R\$ 1 (Brazilian Real) each		7,06,899	7,06,899
		7,06,899	7,06,899
Subscribed			
7,06,899 Equity Shares of R\$ 1 (Brazilian Real) each		7,06,899	7,06,899
		7,06,899	7,06,899

a) Movement in Equity share capital		Brazilian Real (R\$)	
Particulars	Number of shares	Equity share capital	
As at March 31, 2019	7,06,899	7,06,899	7,06,899
As at March 31, 2020	7,06,899	7,06,899	7,06,899
As at March 31, 2021	7,06,899	7,06,899	7,06,899

The Company has one classes of shares referred to as Equity Shares having a par value of R\$ 1/- . Each holder of Equity Shares is entitled to one

The shares are held by Holding company and Subsidiary company of Holding company as below:

No	Name of the Shareholder	As at		As at	
		March 31, 2021		March 31, 2020	
		Holding %	Number of shares	Holding %	Number of shares
1	Atul Ltd	99.69	7,04,711	99.69	7,04,711
2	Atul Bio Science Ltd	0.31	2,188	0.31	2,188
		100	7,06,899	100	7,06,899

		Brazilian Real (R\$)	
Note 5 Other equity		As at March 31, 2021	As at March 31, 2020
Retained Earnings			
	Balance as at the beginning of the year	85,085	(6,19,965)
	Add: Profit for the year	25,873	7,05,051
	Balance as at the end of the year	1,10,959	85,085

		Brazilian Real (R\$)	
Note 6 Trade payables		As at March 31, 2021	As at March 31, 2020
a)	Related Party	2,00,272	2,00,272
b)	Others	36,357	70,589
		2,36,629	2,70,861

Notes to the Financial Statements

	Brazilian Real (R\$)	
Note 7 Revenue from operations	2020-21	2019-20
Other operating revenue		
i) Commission income	3,04,349	12,88,440
	3,04,349	12,88,440

	Brazilian Real (R\$)	
Note 8 Other income	2020-21	2019-20
Other Income	657	-
Exchange rate difference gain (net)	1,84,428	19,197
	1,85,085	19,197

	Brazilian Real (R\$)	
Note 9 Employee benefit expenses	2020-21	2019-20
Salaries, wages and bonus	2,40,761	3,05,299
Social security and other tax	1,60,601	1,75,087
	4,01,362	4,80,387

	Brazilian Real (R\$)	
Note 10 Other expenses	2020-21	2019-20
Bank charges	1,741	1,980
Legal and professional charges	45,561	34,958
Penalties and fines	4,195	-
Telephone Exp	2,610	1,390
Internet Exp	1,778	1,235
Taxes	2,102	76,670
Travelling and conveyance	4,212	5,966
	62,199	1,22,200

Notes to the Financial Statements

NOTE - 11 Related Party Information

A) Name of Related party and nature of relationship:

No.	Name of the Related Party	
1	Atul Ltd	Ultimate holding company
2	Aaranyak Urmi Ltd ¹	Subsidiary companies of holding company
3	Amal Ltd ²	
4	Anchor Adhesives Pvt Ltd	
5	Atul Aarogya Ltd	
6	Atul Ayurveda Ltd	
7	Atul Bio Space Ltd	
8	Atul Bioscience Ltd	
9	Atul China Ltd	
10	Atul Clean Energy Ltd	
11	Atul Crop Care Ltd	
12	Atul Deutschland GmbH	
13	Atul Polymers Products Ltd	
14	Atul Entertainment Ltd	
15	Atul Europe Ltd	
16	Atul Fin Resources Ltd ¹	
17	Atul Finserv Ltd	
18	Atul Hospitality Ltd	
19	Atul Infotech Pvt Ltd ¹	
20	Atul Middle East FZ-LLC	
21	Atul Nivesh Ltd ¹	
22	Atul Rajasthan Date Palms Ltd ¹	
23	Atul (Retail) Brands Ltd	
24	Atul Seeds Ltd	
25	Atul USA Inc	
26	Biyaban Agri Ltd	
27	DPD Ltd ¹	
28	Gujarat Synthwood Ltd ³	
29	Jayati Infrastructure Ltd	
30	Lapox Polymers Ltd	
31	Osia Infrastructure Ltd	
32	Amal Speciality Ltd ¹	
33	Aasthan Dates Ltd	
34	Atul Ireland Ltd	
35	Atul Lifescince Ltd	
36	Atul Natural Dyes Ltd	
37	Atul Products Ltd	
38	Atul Renewable Energy Ltd	
39	Atul Natural Foods Ltd	
40	Raja Dates Ltd	
41	Rudolf Atul Chemicals Ltd	
42	Anaven LLP	Joint operation of holding company

* ¹ Investments held through subsidiary companies | ² Subsidiary company by virtue of control | ³ Under liquidation

Notes to the Financial Statements

NOTE - 11 Related Party Information

Brazilian Real (R\$)

(B) Transactions with Associate & Holding Companies

	Particular	2020-21	2019-20
Purchases & Expenses			
1	Outstanding Balances as at year end		
	Payable	2,00,272	2,00,272
	Atul Crop Care Ltd	2,00,272	2,00,272
2	Outstanding Balances as at year end		
	Receivables	-	-
	Atul Ltd	-	-

Note 12 Authorisation for issue of the Financial Statements

The Financial Statements were authorised for issue by the Management on April 06, 2021.

For Ghanshyam Parekh & Co.
Firm Registration No. 131167W
Chartered Accountants

G R Parekh
Proprietor
Membership No. F-030530

T.R Gopi Kannan
President - Finance


Vishal Adesara
Sr. Manager Finance - CP Division

Atul
April 6, 2021